

The logo consists of two horizontal, parallel grey bars of equal length, stacked vertically.

SoftBank

Notice

Any information presented herein (including materials prepared, the contents of any discussions) is for illustrative purposes only and should not be construed as a recommendation of any investment or security. This presentation and the views expressed herein are those of the presenter and do not necessarily reflect the views of SoftBank Investment Advisers, SoftBank or any other member of these organizations. The information presented herein is not intended to be an advertisement for the advisory services of SBIA, or marketing of an investment in a fund managed by SBIA. Anyone who views this presentation acknowledges that this is not a solicitation.

Legal Disclaimers for SoftBank Presentation

This presentation (this “**Presentation**”) is furnished to you for informational purposes and is not, and may not be relied on in any manner as, legal, tax, investment, accounting or other advice or as an offer to sell or a solicitation of an offer to buy limited partnership or comparable limited liability equity interests in SoftBank Vision Fund L.P. (together with, as the context may require, any parallel fund, feeder fund, co-investment vehicle or alternative investment vehicle, the “**Fund**” or “**SVF**”). This Presentation is not intended to be relied upon as the basis for any investment decision and is not, and should not be assumed to be, complete. The contents of this presentation are not to be construed as legal, business or tax advice.

None of the Fund, the manager of the Fund (the “**Manager**”), SoftBank Group Corp. (together with its affiliates, “**SoftBank**”) or their respective affiliates makes any representation or warranty, express or implied, as to the accuracy or completeness of the information contained herein and nothing contained herein should be relied upon as a promise or representation as to past or future performance of the Fund or any other entity referenced in this Presentation.

Recipients of this Presentation should make their own investigations and evaluations of the information contained in this Presentation and should note that such information may change materially.

No representation is made that the Fund’s investments will be comparable to the selected SoftBank investments set forth herein, or any other SoftBank investments, in performance, portfolio composition or level of risk. Information about past SoftBank investments is provided solely to illustrate SoftBank’s experience in making investments that it believes have one or more, but not necessary all, of the characteristics of investments that the Manager intends to pursue on behalf of the Fund.

References to any specific investments of the Fund, to the extent included herein, are presented to illustrate the Manager’s investment process and operating philosophy only and should not be construed as a recommendation of any particular investment or security. The investment performance of individual investments in the Fund may vary and the performance of the selected transactions is not necessarily indicative of the performance of all of the applicable prior investments. The specific investments identified and described herein do not represent all of the investments made by the Manager, and no assumption should be made that investments identified and discussed herein were or will be profitable.

Statements contained in this Presentation (including those relating to current and future market conditions and trends in respect thereof) that are not historical facts are based on current expectations, estimates, projections, opinions and/or beliefs of the Manager. Such statements involve known and unknown risks, uncertainties and other factors, and undue reliance should not be placed thereon. In addition, no representation or warranty is made with respect to the reasonableness of any estimates, forecasts, illustrations, prospects or returns, which should be regarded as illustrative only, or that any profits will be realized. Certain information contained herein constitutes “forward-looking statements,” which can be identified by the use of terms such as “may”, “will”, “should”, “expect”, “project”, “estimate”, “intend”, “continue”, “target” or “believe” (or the negatives thereof) or other variations thereon or comparable terminology. Due to various risks and uncertainties, actual events or results or actual performance of the Fund (or any other entity referred to herein) may differ materially from those reflected or contemplated in such forward-looking statements. As a result, investors should not rely on such forward-looking statements in making their investment decisions. No representation or warranty is made as to future performance or such forward-looking statements. None of the information contained herein has been filed with the U.S. Securities and Exchange Commission, any securities administrator under any securities laws of any U.S. or non-U.S. jurisdiction or any other U.S. or non-U.S. governmental or self-regulatory authority. No such governmental or self-regulatory authority will pass on the merits of the offering of interests in the Fund or the adequacy of the information contained herein. Any representation to the contrary is unlawful.


Past performance is not necessarily indicative of future results. Investors may lose investment capital. There can be no assurance that the Fund will achieve comparable results or the Fund will be able to implement its investment strategy or achieve its investment objectives.

To the extent presented herein, information relating to industry sectors and sizes has been determined by the Manager based on internal research and data. Although the Manager believes that such determinations are reasonable, they are inherently subjective in nature. Other market participants may make different determinations relating to sector characterization and size based on the same underlying data. Certain information contained in this Presentation has been obtained from published and non-published sources prepared by other parties, which in certain cases have not been updated through the date hereof. While such information is believed to be reliable for the purposes of this Presentation, none of the Fund, the Manager, SoftBank, or their respective affiliates assumes any responsibility for the accuracy or completeness of such information and such information has not been independently verified. Except where otherwise indicated herein, the information provided in this Presentation is based on matters as they exist as of the date of preparation of this Presentation and not as of any future date, and will not be updated or otherwise revised to reflect information that subsequently becomes available, or circumstances existing or changes occurring after the date hereof. In this Presentation, references to “\$” or “US\$” shall be to the lawful currency of the United States.

Third-party logos included herein are provided for illustrative purposes only. Inclusion of such logos does not imply endorsement by such firms or businesses. There is no guarantee that the Manager or its portfolio companies will work with any of the firms or businesses whose logos are included herein in the future.

EACH RECIPIENT ACKNOWLEDGES AND AGREES THAT IT IS RECEIVING THIS PRESENTATION ONLY FOR THE PURPOSES STATED ABOVE AND SUBJECT TO ALL APPLICABLE CONFIDENTIALITY OBLIGATIONS AS WELL AS THE UNITED STATES SECURITIES LAWS PROHIBITING ANY PERSON WHO HAS RECEIVED MATERIAL, NON-PUBLIC INFORMATION FROM PURCHASING OR SELLING SECURITIES OF THE APPLICABLE ISSUER OR FROM COMMUNICATING SUCH INFORMATION TO ANY OTHER PERSON UNDER CIRCUMSTANCES IN WHICH IT IS REASONABLY FORESEEABLE THAT SUCH PERSON IS LIKELY TO PURCHASE OR SELL SUCH SECURITIES.

Mobility




Human has evolved through mobility



AI

Biggest revolution in human history



AI


All industries will be re-defined

TOYOTA

= SoftBank



+



Drive “Mobility AI” revolution

Ride-sharing

Logistics

Autonomous Drive

Image Recognition / Processing


**SBG
Ride-sharing
Portfolio
Companies**



清帮
(Full Truck Alliance)
SVF Investment



CRUISE
SBG Investment



nVIDIA
light
nauto
SVF Investment

eCommerce



AUTO1.com
SVF Investment

= SoftBank

Map



mapbox
SVF Investment

Lease / Rental



fair
Getaround
SBG Investment

IoT / Security



arm
SBG & SVF
Investments



众安保险
ZhongAn Insurance
policy bazaar
Compare. Buy. Save.
SVF Investment

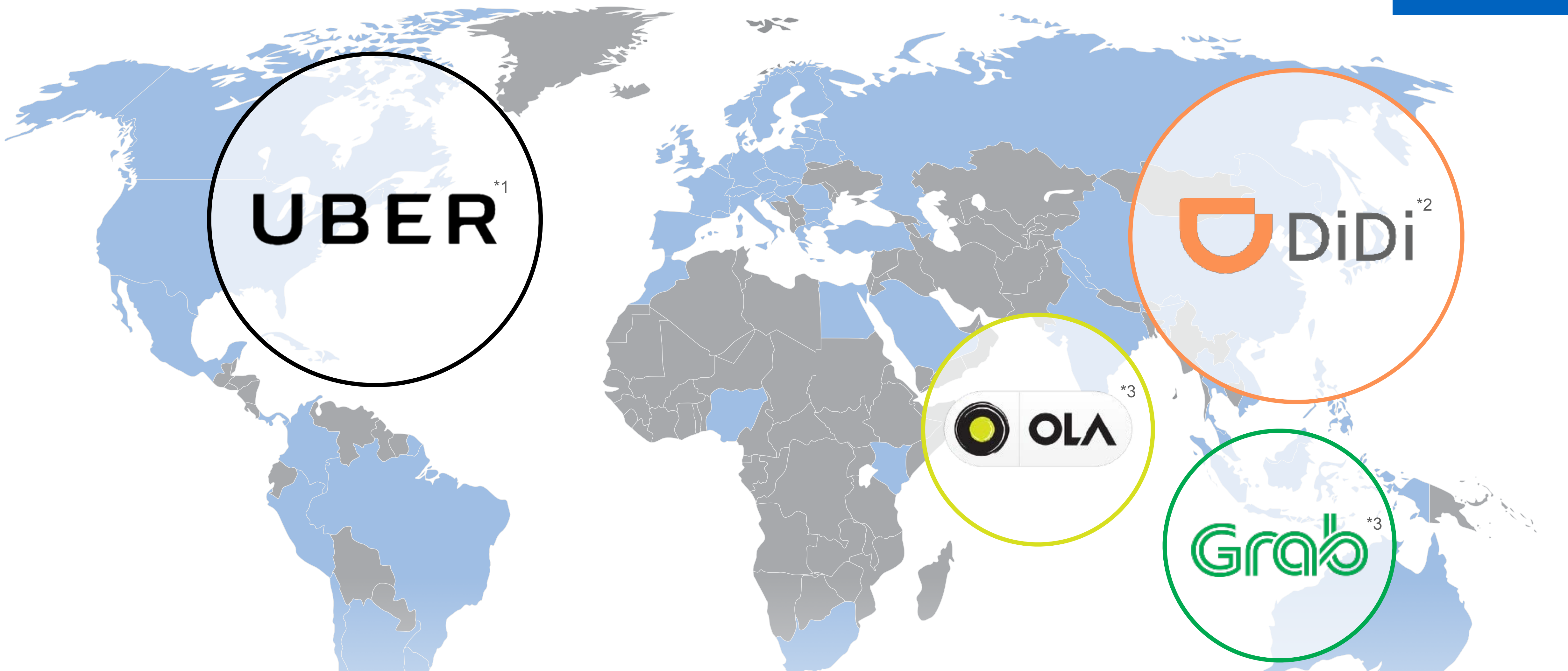
Insurance

Cluster of No.1 Mobility AI Strategy

The investments presented herein are solely for illustrative purposes and have been selected to showcase the variety of investments. Investments described herein as an "SVF Investments" are investments held by the Vision Fund and are not part of the portfolio of companies held by SoftBank or its affiliates. Investments in ride-sharing are not Vision Fund investments. With the exception of Arm, investments described herein as an "SBG Investment" do not constitute investments held by the Vision Fund and should not be construed to be part of the Vision Fund portfolio. They do not purport to be a complete list thereof and are not indicative of future investments. No assumption should be made that the investments discussed herein were or will be profitable. It should not be assumed that investments made in the future will be comparable in quality or performance to the investments described herein. Specific Vision Fund investments described herein were selected by SBIA to highlight a representative sample of the range of the Vision Fund's investment activities and were not selected on the basis of performance. The Vision Fund investments described herein do not purport to be a complete list of investments currently held by the Vision Fund. Selection criteria may involve elements of subjective judgment. References to investments included herein should not be construed as a recommendation of any particular investment or security.

SoftBank Group Corp.'s ride-sharing portfolio

The information presented in this section regarding SoftBank's past investments is provided solely for informational purposes only and is intended to illustrate SoftBank's sourcing experience and the profile and types of investments previously pursued by SoftBank, it doesn't purport to be a complete representation of all investments previously made by SoftBank. It should not be assumed that investments made in the future will be comparable in quality or performance to the investments described herein. Further, references to specific investments herein should not be construed as a recommendation of any particular investment or security.



Global ride-sharing portfolio

*1 Investment in Uber is held by a subsidiary of SoftBank Group Corp. and may be offered to SoftBank Vision Fund in the future, subject to applicable consents and regulatory and other approvals.

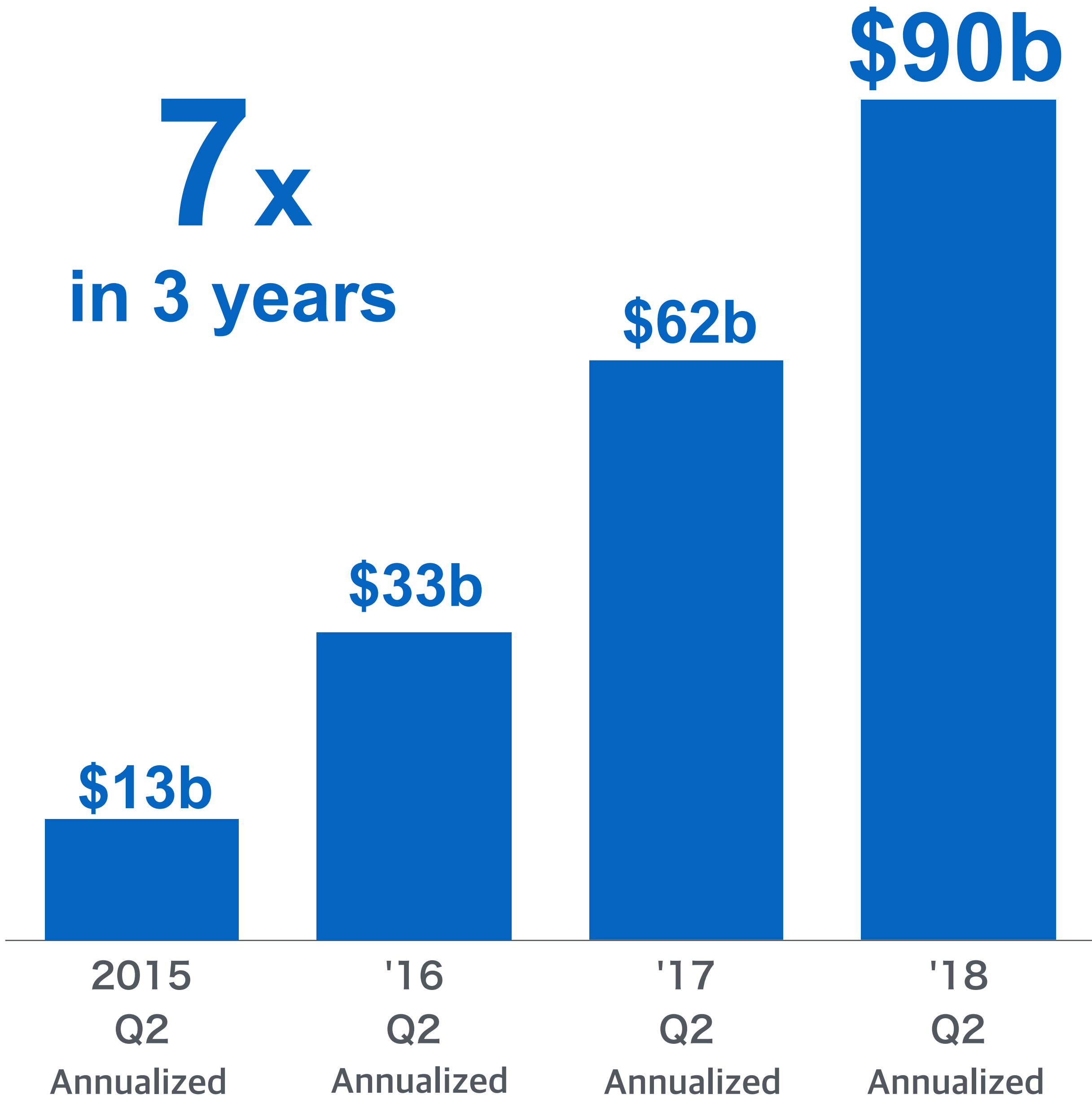
*2 Investments in DiDi are held by SB Delta Fund (Jersey) L.P. and other subsidiaries of SoftBank Group Corp. outside SoftBank Vision Fund.

*3 Investments in Ola and Grab are held by SoftBank Group Corp. and its affiliates.

The portfolio companies identified herein reflect a subset of SB Investment Advisers (the "Manager") managed investments as well as investments held by SoftBank Group Corp. and its affiliates, and are provided to demonstrate SoftBank's global ride-hailing portfolio. The specific investments identified herein do not represent all of the investments made by the Manager and no assumption should be made that the investments discussed herein were or will be profitable. It should not be assumed that investments made in the future will be comparable in quality or performance to the investments described herein.

Aggregated Annual GMV (Gross Merchandise Volume)

7x
in 3 years



UBER



Past performance is not indicative of future results.


The information contained herein is provided for illustrative purposes only. *Nothing herein should be construed as a recommendation of any investment or security. None of SBG, the Fund, the general partner of the Fund or SBIA make any representation regarding the accuracy or completeness of the information and are under no obligation to update the information. Past performance is not indicative of future results.

* Investments in ride-sharing companies are not SVF investments. Currently held by subsidiaries of SoftBank Group Corp.

(Source) Uber, DiDi, Grab, Ola 12



+



Dispatch algorithm

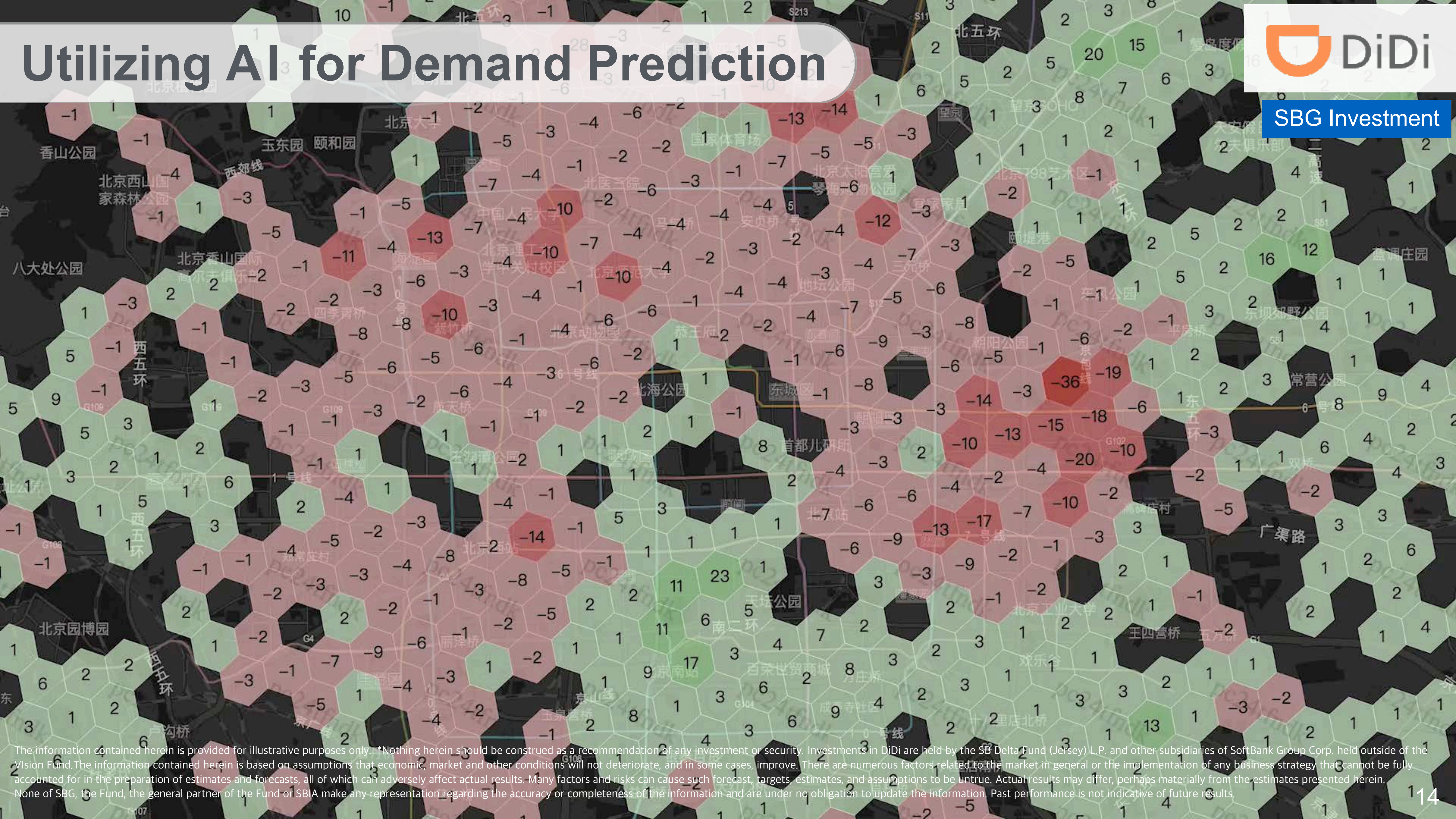
Dynamic pricing

* Investments in DiDi are held by SB Delta Fund (Jersey) L.P. and other subsidiaries of SoftBank Group Corp. outside SoftBank Vision Fund. The information contained herein is provided for illustrative purposes only. The information presented herein was prepared by DiDi. None of SBG, the Fund, the general partner of the Fund or SBIA make any representation regarding the accuracy or completeness of the information and are under no obligation to update the information.

Utilizing AI for Demand Prediction




SBG Investment



The information contained herein is provided for illustrative purposes only. *Nothing herein should be construed as a recommendation of any investment or security. Investments in DiDi are held by the SB Delta Fund (Jersey) L.P. and other subsidiaries of SoftBank Group Corp. held outside of the Vision Fund. The information contained herein is based on assumptions that economic, market and other conditions will not deteriorate, and in some cases, improve. There are numerous factors related to the market in general or the implementation of any business strategy that cannot be fully accounted for in the preparation of estimates and forecasts, all of which can adversely affect actual results. Many factors and risks can cause such forecast, targets, estimates, and assumptions to be untrue. Actual results may differ, perhaps materially from the estimates presented herein. None of SBG, the Fund, the general partner of the Fund or SBIA make any representation regarding the accuracy or completeness of the information and are under no obligation to update the information. Past performance is not indicative of future results.

Logistics

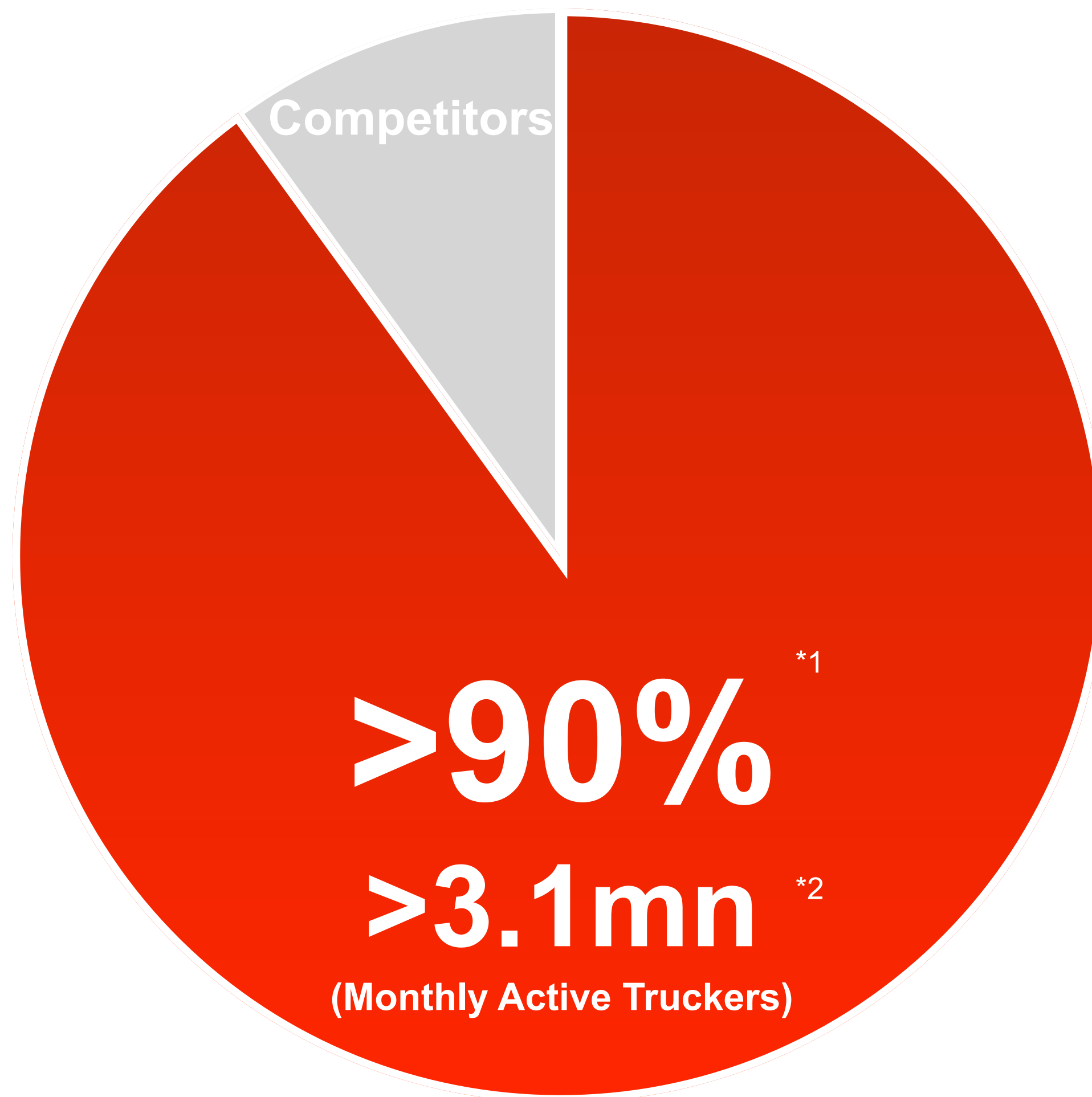


(Full Truck Alliance)

SVF Investment

Market Share (China)

Total long-haul freight truckers



No.1

freight-truck matching platform in China



Past performance is not indicative of future results. There can be no assurances that historical trends will continue throughout the life of the Fund.

*1 Based on numbers of accumulated registered truckers with Full Truck Alliance platform as a percentage of estimated China's total long-haul freight truckers (as of Aug. 2018)

Selection criteria for "Competitors" were determined on a subjective manner.

*2 Trucker MAU: Number of registered and further certified truckers that logged in the platforms at least once a month.

(Source) Full Truck Alliance 16

The information contained herein is provided for illustrative purposes only. The information presented herein was provided by FTA None of SBG, the Fund, the general partner of the Fund or SBIA make any representation regarding the accuracy or completeness of the information and are under no obligation to update the information. *Nothing herein should be construed as a recommendation of any investment or security.

Autonomous Drive

1.25 million

Deaths in traffic accident
(world / year)

1.25 million people

No More Death in Traffic Accident

cruise




Test Drive in Construction Zone



Image Recognition / Processing



AI Platform for Autonomous Drive



SVF Investment

Xavier
World's first autonomous
machine processor

AI Platform





Autonomous drive

Utilizing AI for 3D Spatial Perception

Light camera




Intelligent algorithms



Enhance spatial perception technology

Fleet Safety with AI

Camera



Monitor (outside)



Monitor (inside)



Up to 70%* reduction in driver distraction

IoT / Security

Supporting automotive market

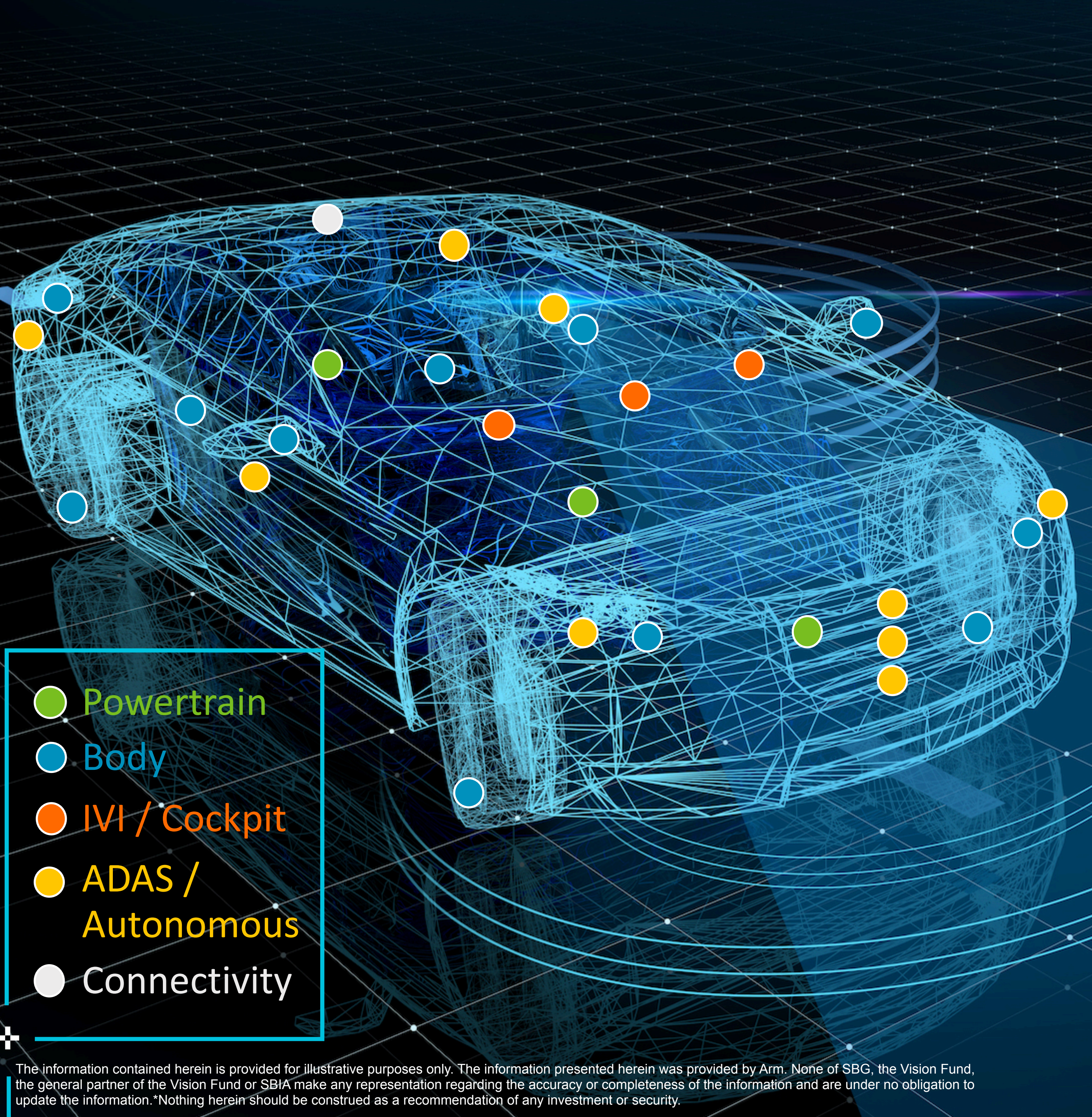
since **1996**

In-vehicle infotainment system^{*1}

Market share **>85%**^{*2}

Advanced driver-assistance systems^{*1}

Market share **>65%**^{*2}

- 
- Powertrain
 - Body
 - IVI / Cockpit
 - ADAS / Autonomous
 - Connectivity

*1 Shares for Systems' Application Processors

*2 As of September 26th 2018

Lines of Code

Boeing 787




14m

70x
<

Level 5 Autonomous Vehicle



1b



Developed for automotive use cases

Safety capable to industry standards

Best-in-class performance per watt

World's first autonomous-class processor with integrated security

arm TRUSTZONE



trusted software			
trusted hardware			
true random number	crypto cell	secure memory	secure peripherals



Creating highly-secure autonomous drive environment

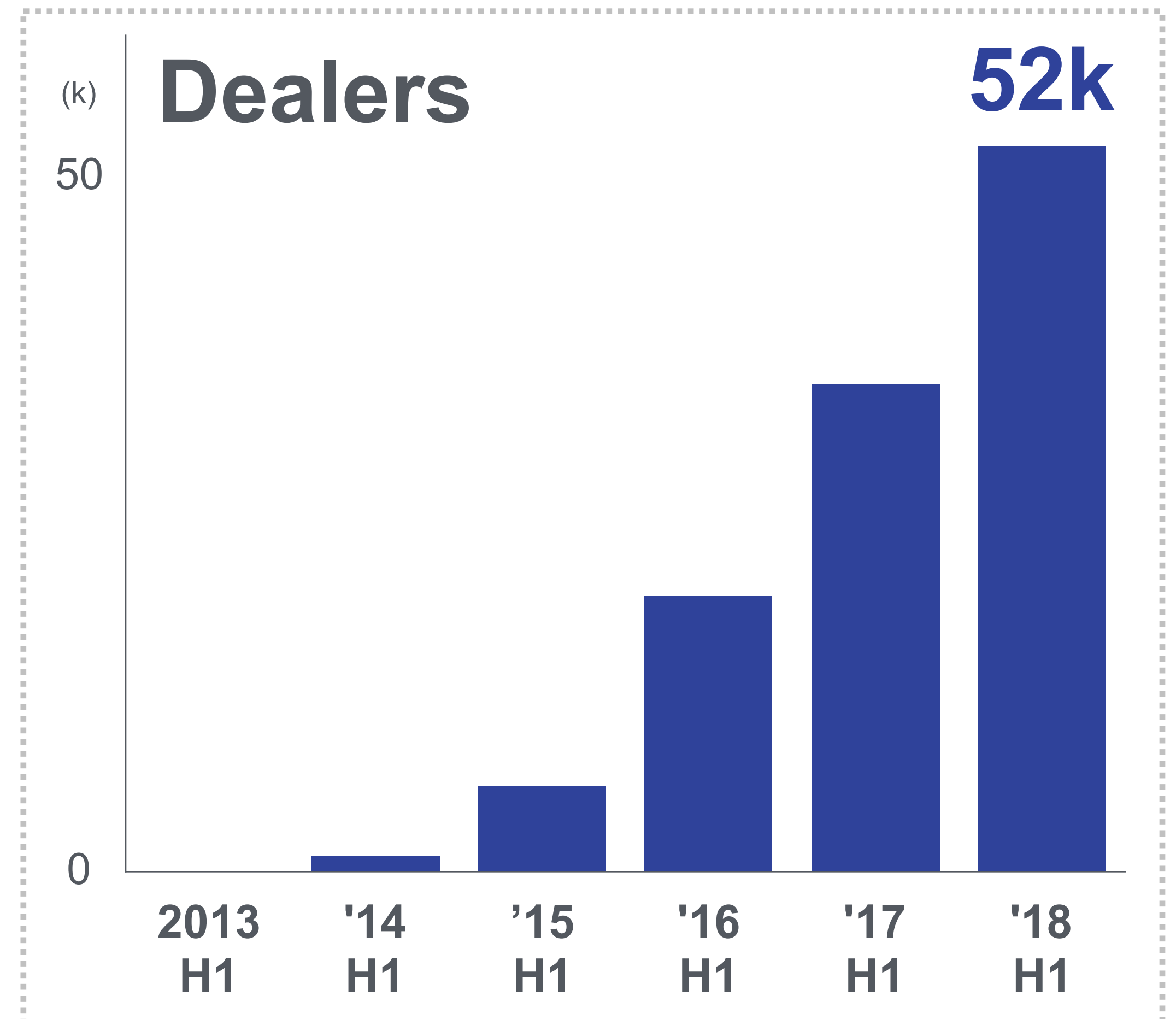
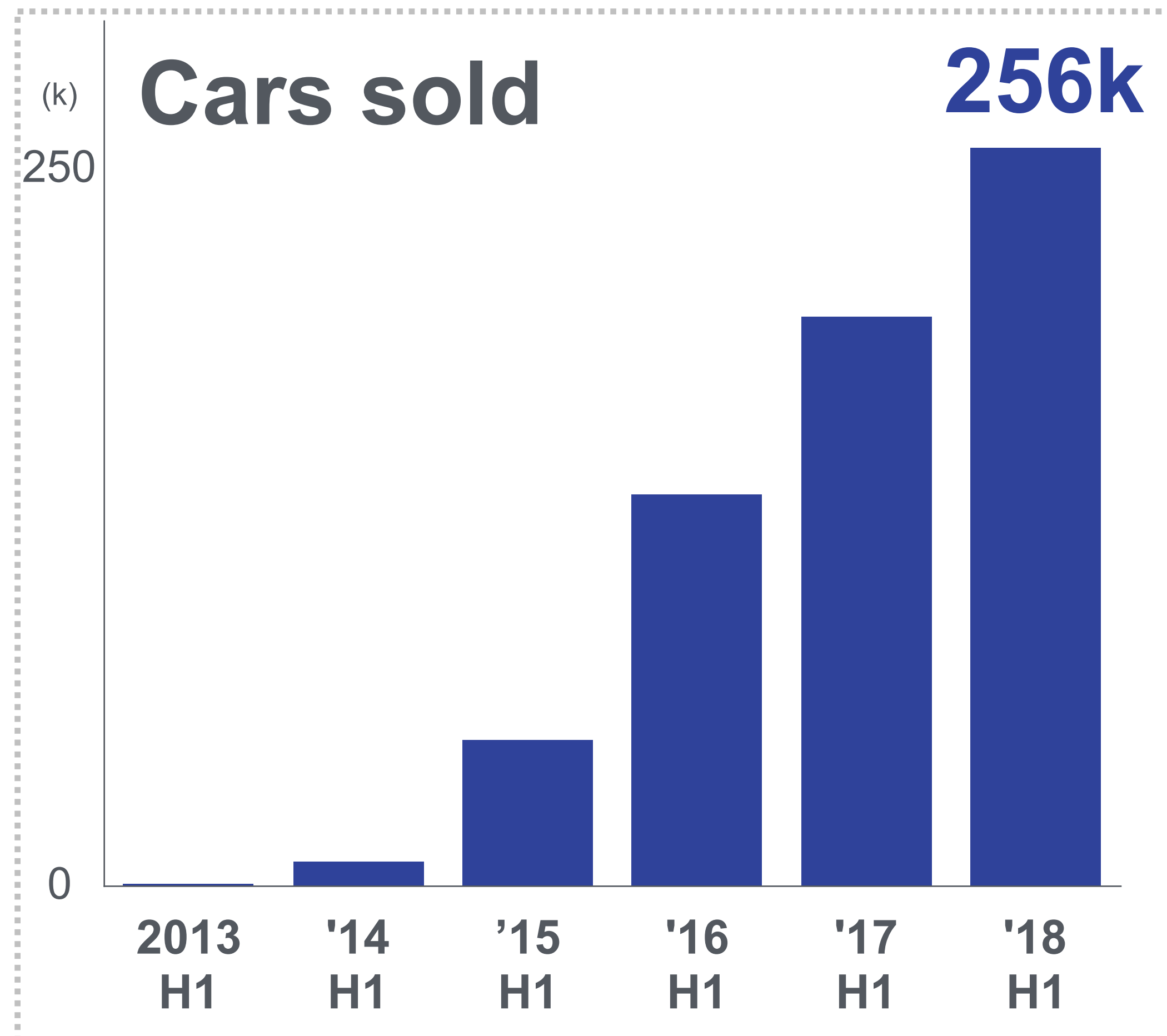
Map



Real-time data → AI → Live location

eCommerce

No.1^{*1} used car marketplace in Europe



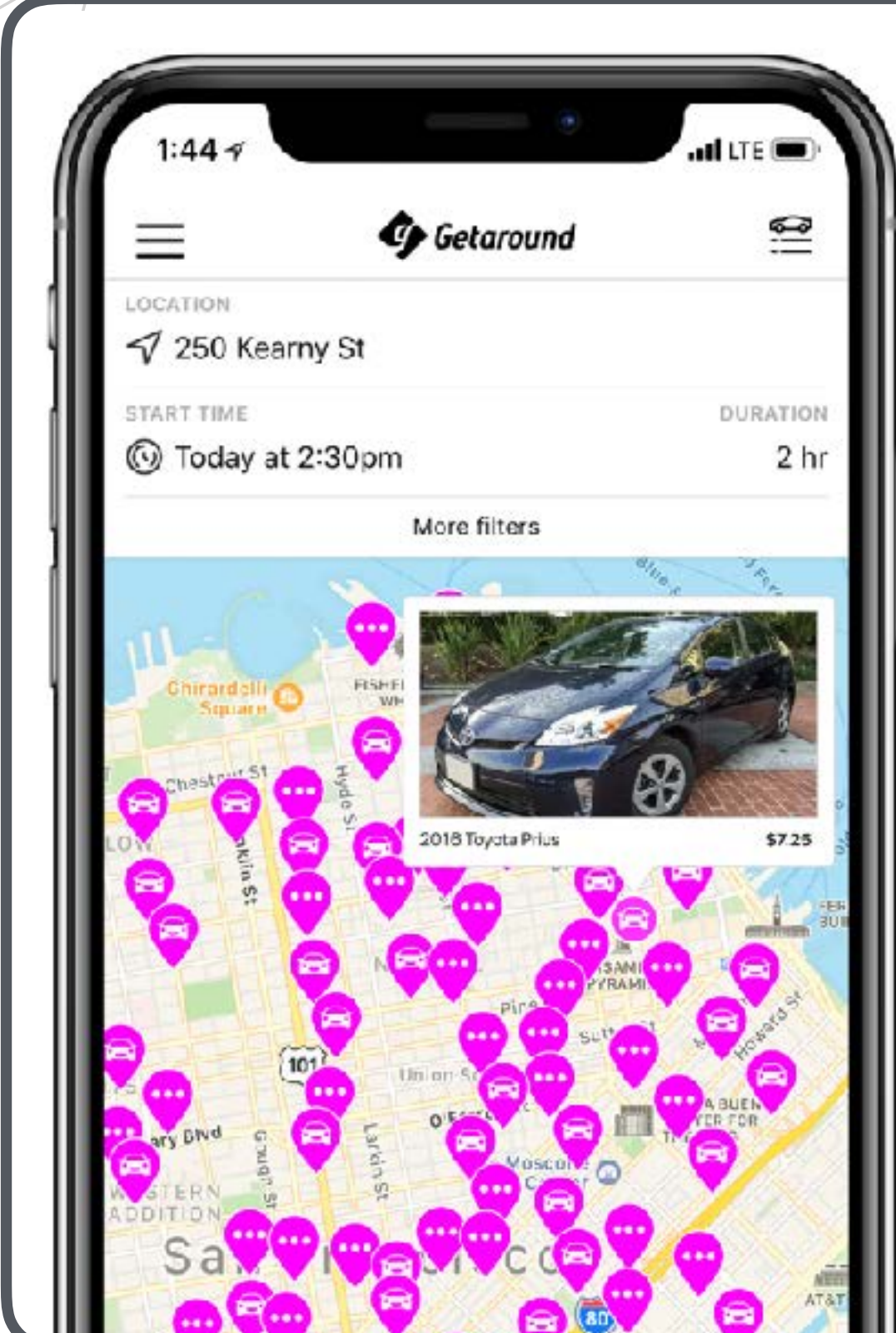
Past performance is not indicative of future results. There can be no assurances that historical trends will continue throughout the life of the Vision Fund. The information contained herein is provided for illustrative purposes only. The information presented herein was provided by Auto1. None of SBG, the Vision Fund, the general partner of the Vision Fund or SBIA make any representation regarding the accuracy or completeness of the information and are under no obligation to update the information. *Nothing herein should be construed as a recommendation of any investment or security.
 *1 As of August 2018

Lease / Rental

Getaround



Car owners



**Owners share
idle cars**

**Users rent
on hourly basis**

**Insurance &
roadside assistance**



Users

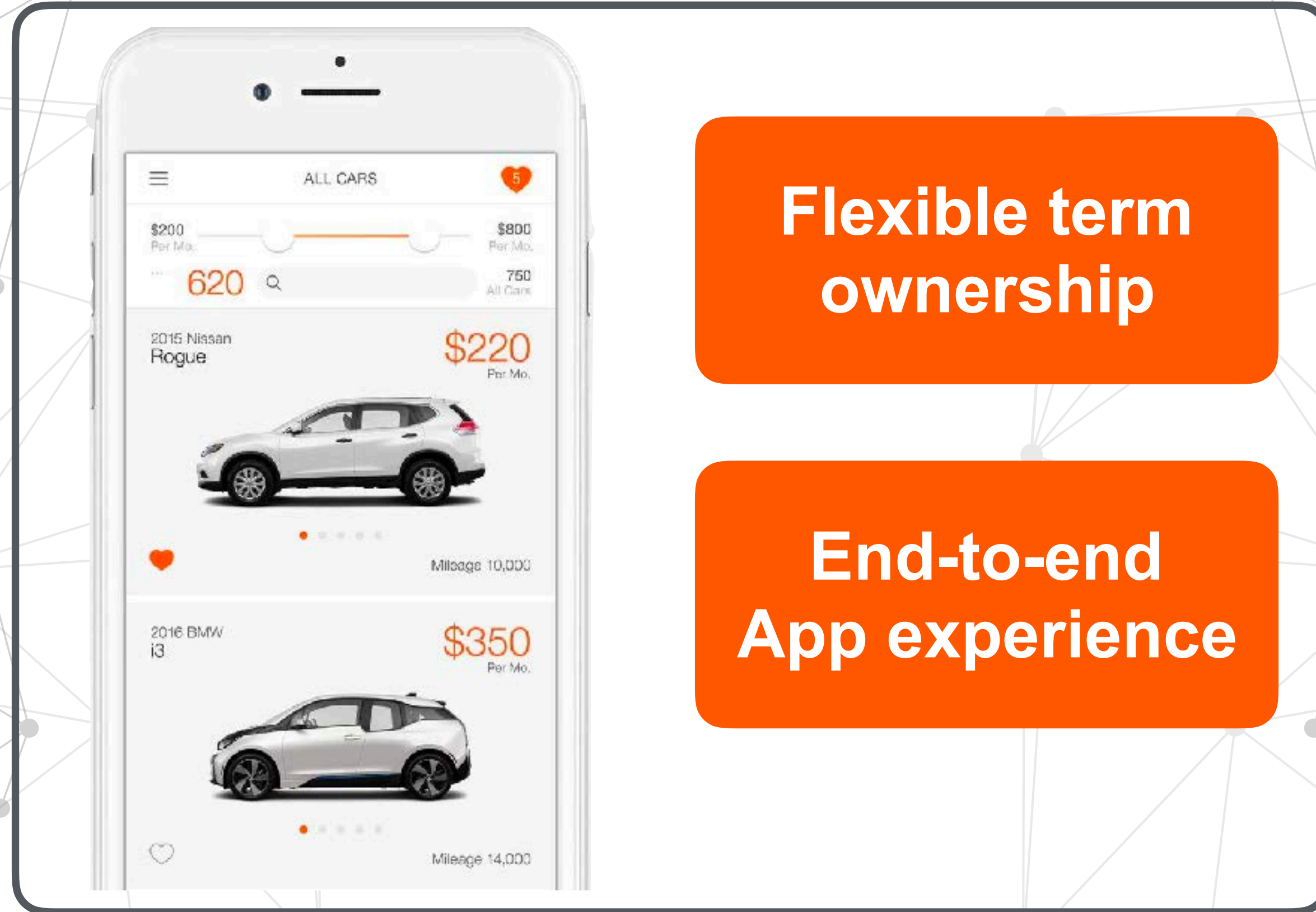


Peer-to-peer car-sharing platform

fair

**Dealers
OEMs
Wholesalers**

Purchase



Lease

**Uber
Drivers +
Consumers**



Flexible car leasing platform

The information contained herein is provided for illustrative purposes only. The investment in Fair is held by a subsidiary of SoftBank Group Corp. outside of the Vision Fund. The information presented herein was provided by Getaround. None of SBG, the Vision Fund, the general partner of the Vision Fund or SBIA make any representation regarding the accuracy or completeness of the information and are under no obligation to update the information.*Nothing herein should be construed as a recommendation of any investment or security.


Car Insurance

众安保险

ZhongAn Insurance

Number of
policyholders

543m ^{*1}



Number of insurance
policies sold

+15.2b ^{*2}

Utilizing AI for customer services

*1 As of Mar. 31, 2017 *2 As of June 30, 2018

The information presented herein is for illustrative purposes only. None of SoftBank, the Vision Fund, the Manager and the General Partner are under any obligation to update this material. It should not be assumed that investments made in the future will be comparable in quality or performance to the investments described herein. References to specific investments should not be construed as a recommendation of any particular investment or security. The information presented herein was prepared by ZhongAn. Past performance is not necessarily indicative of future results.



Insurers



AI

Big data

Chatbot

Mobile apps



Customers

India's largest* digital insurance marketplace

*Based on annual premium equivalent

*Nothing herein should be construed as a recommendation of any investment or security.

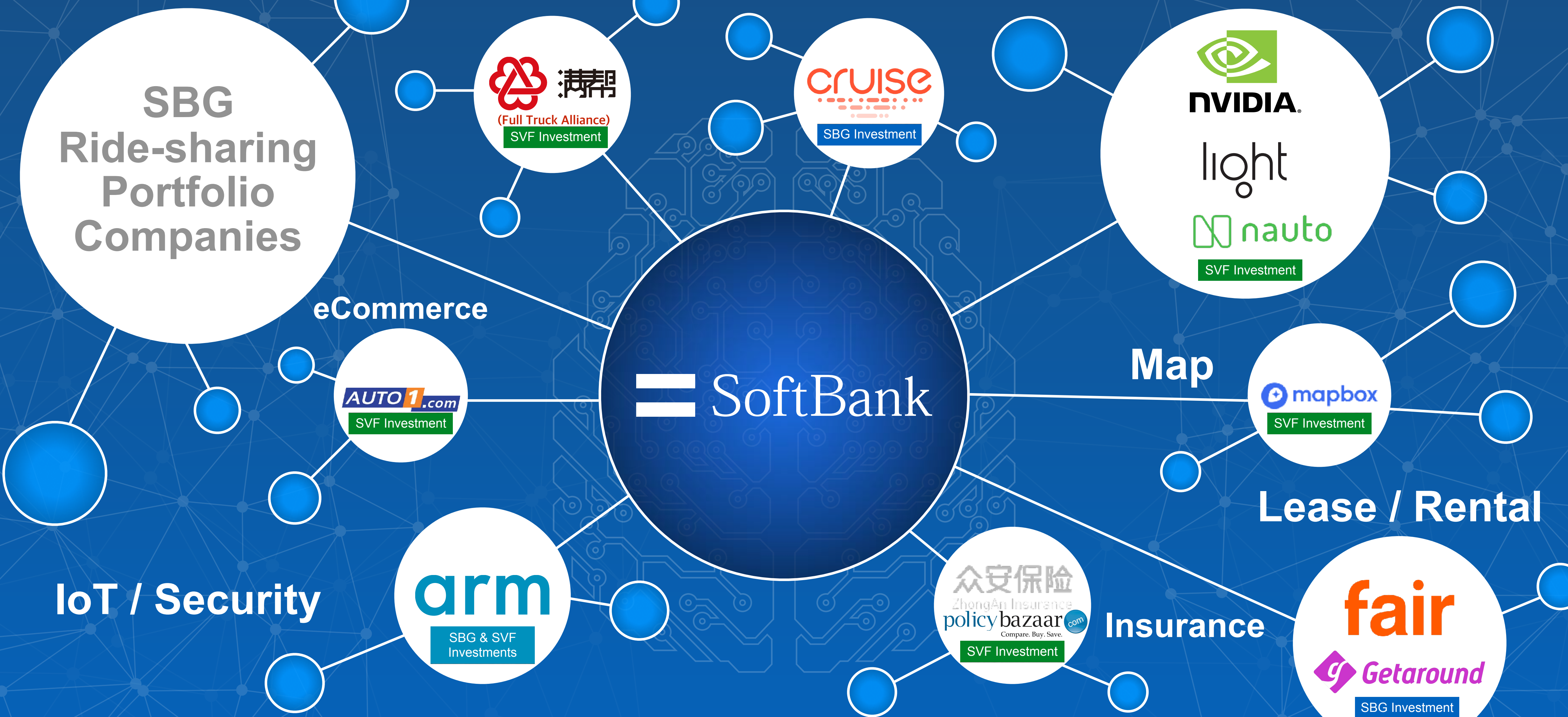
The information contained herein is provided for illustrative purposes only. The information presented herein was provided by Policybazaar. None of SBG, the Vision Fund, the general partner of the Vision Fund or SBIA make any representation regarding the accuracy or completeness of the information and are under no obligation to update the information.*Nothing herein should be construed as a recommendation of any investment or security.

Ride-sharing

Logistics

Autonomous Drive

Image Recognition / Processing



Cluster of No.1 Mobility AI Strategy


The investments presented herein are solely for illustrative purposes and have been selected to showcase the variety of investments. Investments described herein as an "SVF Investments" are investments held by the Vision Fund and are not part of the portfolio of companies held by SoftBank or its affiliates. Investments in ride-sharing are not Vision Fund investments. With the exception of Arm, investments described herein as an "SBG Investment" do not constitute investments held by the Vision Fund and should not be construed to be part of the Vision Fund portfolio. They do not purport to be a complete list thereof and are not indicative of future investments. No assumption should be made that the investments discussed herein were or will be profitable. It should not be assumed that investments made in the future will be comparable in quality or performance to the investments described herein. Specific Vision Fund investments described herein were selected by SBIA to highlight a representative sample of the range of the Vision Fund's investment activities and were not selected on the basis of performance. The Vision Fund investments described herein do not purport to be a complete list of investments currently held by the Vision Fund. Selection criteria may involve elements of subjective judgment. References to investments included herein should not be construed as a recommendation of any particular investment or security.

TOYOTA

= SoftBank



+



Drive “Mobility AI” revolution

The logo consists of two horizontal, parallel grey bars of equal length, stacked vertically.

SoftBank