

# Chapter Contents At A Glance

Getting Started	1
Basic Operations	2
Universal Operations, Etc.	3
Calling	4
Messaging	5
Internet	6
Digital TV	7
Camera & Imaging	8
Video & Music	9
S! Applications & Widgets	10
Handy Extras	11
Entertainment	12
Handset Security	13
Data Folder & Memory Card	14
Connectivity & File Backup	15
Handset Customization	16
Appendix	17



## Notes

- Most operation descriptions are based on default settings with clamshell open (**P.1-2**) in Standby (**P.1-6**).
- Operations and results may differ by handset status.
- Sample screenshots, etc. are provided for reference only.
- Actual handset windows, menus, etc. may differ in appearance.
- "(Japanese)" appears next to functions or applications which require Japanese ability to use as intended.
- In this guide and on handset, "abroad" means "outside Japan" with regard to handset/service usage.

Guide Usage Notes .....	ii	User Dictionary .....	3-12	Yahoo! Keitai .....	6-3
Table of Contents .....	iii	Dictionary .....	3-13	PC Sites .....	6-5
Accessory .....	v	Search .....	3-16	Browsing .....	6-6
Safety Precautions .....	vi	Scratch Pad .....	3-17	Bookmarks & Saved Pages .....	6-9
<b>1 Getting Started</b>		Phone Book .....	3-18	RSS Feeds .....	6-10
Handset Parts .....	1-2	Additional Functions .....	3-21	Additional Functions .....	6-11
Charging Battery .....	1-4	Troubleshooting .....	3-26	Troubleshooting .....	6-19
Power On/Off .....	1-6	<b>4 Calling</b>		<b>7 Digital TV</b>	
Display & Indicators .....	1-7	Emergency Calls .....	4-2	Digital TV .....	7-2
External Display .....	1-11	Voice Calling .....	4-3	Recording/Playing .....	7-8
Additional Functions .....	1-12	Video Calling .....	4-5	TV Timer .....	7-10
<b>2 Basic Operations</b>		Decoration Call .....	4-6	Time Shift .....	7-11
Handset Interface .....	2-2	Speed Dial .....	4-7	Additional Functions .....	7-12
Touch Panel .....	2-4	Call Log .....	4-8	Troubleshooting .....	7-18
Menu Operations .....	2-6	Call Time .....	4-9	<b>8 Camera &amp; Imaging</b>	
Spinguru Menu .....	2-10	Call Barring .....	4-10	Camera .....	8-2
Accessing Functions .....	2-13	Optional Services .....	4-12	Photo Camera .....	8-5
Motion Control .....	2-16	Additional Functions .....	4-14	Video Camera .....	8-16
Viewer Position .....	2-18	Troubleshooting .....	4-21	Opening Files .....	8-18
Keypad Lock .....	2-19	<b>5 Messaging</b>		Editing Images .....	8-22
Mobile Manners .....	2-20	Messaging .....	5-2	Printing .....	8-27
Security Codes .....	2-21	Sending Messages .....	5-4	Additional Functions .....	8-28
Basic Tools .....	2-22	Incoming Messages .....	5-9	Troubleshooting .....	8-33
Double Number .....	2-23	Handling Messages .....	5-12	<b>9 Video &amp; Music</b>	
Additional Functions .....	2-26	Chat Folders .....	5-15	Videos/Music .....	9-2
<b>3 Universal Operations, Etc.</b>		Mail Groups .....	5-16	Media Player .....	9-3
Font Size .....	3-2	PC Mail .....	5-17	Music .....	9-5
Wallpaper .....	3-3	Additional Functions .....	5-20	Video .....	9-6
Customized Screen .....	3-4	Troubleshooting .....	5-35	Playlists .....	9-7
Sounds & Alerts .....	3-5	<b>6 Internet</b>		Additional Functions .....	9-8
Text Entry .....	3-6	Internet Services .....	6-2	Troubleshooting .....	9-12

**10 S! Applications & Widgets**

S! Appli .....	10-2
Mobile Widget.....	10-3
Additional Functions .....	10-6
Troubleshooting .....	10-10

**11 Handy Extras**

Calendar & Tasks .....	11-2
Alarms.....	11-8
Wakeup TV.....	11-10
Relaxation Time .....	11-12
Calculator .....	11-13
Expenses Memo.....	11-14
Osaifu-Keitai® .....	11-15
Simulated Call .....	11-19
Stopwatch.....	11-20
Countdown Timer .....	11-21
World Clock .....	11-22
Hour Minder.....	11-23
Pedometer .....	11-24
Compass.....	11-26
S! GPS Navi .....	11-27
Document Viewer .....	11-30
Notepad.....	11-31
ASCII Art .....	11-32
Voice Recorder .....	11-33
Scan Barcode.....	11-34
Create QR Code .....	11-35
Scan Card .....	11-36
Scan Text .....	11-37
Kanji Grabber .....	11-38
Additional Functions .....	11-39

Troubleshooting .....	11-54
-----------------------	-------

**12 Entertainment**

S! Quick News .....	12-2
S! Information Channel.....	12-3
Content Downloads .....	12-4
e-Books .....	12-5
S! Friend's Status.....	12-6
S! Circle Talk.....	12-9
Near Chat .....	12-11
Blog Tool.....	12-12
Additional Functions .....	12-14
Troubleshooting .....	12-18

**13 Handset Security**

Handset Security.....	13-2
Function Control .....	13-4
Additional Functions .....	13-5

**14 Data Folder & Memory Card**

Data Folder .....	14-2
Memory Card .....	14-5
Additional Functions .....	14-7
Troubleshooting .....	14-10

**15 Connectivity & File Backup**

Wi-Fi .....	15-2
Infrared.....	15-7
IC Transmission .....	15-10
Bluetooth®.....	15-12
External Device Connection.....	15-16
Backup .....	15-17
S! Addressbook Back-up (SAB)...	15-19
Additional Functions .....	15-22

Troubleshooting .....	15-26
-----------------------	-------

**16 Handset Customization**

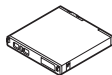
Date & Time .....	16-2
Display & Illumination.....	16-3
Incoming Transmissions .....	16-5
Sounds .....	16-6
Connectivity.....	16-7
Reset .....	16-8

**17 Appendix**

USIM Card .....	17-2
Battery.....	17-4
Software Update.....	17-5
Troubleshooting .....	17-6
Key Assignments .....	17-8
Pager Codes .....	17-10
Character Codes .....	17-11
Weather Indicators .....	17-17
Specifications.....	17-18
Menu List .....	17-25
Index.....	17-33
Warranty & Service .....	17-41
Customer Service.....	17-42

## Accessory

### ■ Battery (SHBCR1)



- For accessory-related information, please contact SoftBank Mobile Customer Center, General Information (P.17-42).
- Use specified Charger or Headphones (each sold separately) only.

## Safety Precautions







Read safety precautions before using handset.

- Observe precautions to avoid injury to self or others, or damage to property.
- SoftBank Mobile is not liable for any damages resulting from use of this product.

**These labels indicate the degree of risk from improper use. Make sure you thoroughly understand their meanings before reading on.**

 <b>DANGER</b>	<b>Great risk of death or serious injury from improper use</b>
 <b>WARNING</b>	<b>Risk of death or serious injury from improper use</b>
 <b>CAUTION</b>	<b>Risk of serious injury or damage to property from improper use</b>

**These symbols indicate prohibited or compulsory actions. Make sure you thoroughly understand their meanings before reading on.**

 Prohibited	<b>Prohibited actions</b>
 Do Not Disassemble	<b>Disassembly prohibited</b>
 Avoid Liquids Or Moisture	<b>Exposure to liquids prohibited</b>
 Do Not Use Wet Hands	<b>Use with wet hands prohibited</b>
 Compulsory	<b>Compulsory actions</b>
 Disconnect Power Source	<b>Unplug Charger from outlet</b>

### Handset, Battery, USIM Card, Charger (Sold Separately) & Memory Card (Sold Separately)



#### Use specified battery, Charger (sold separately) and Desktop Holder (sold separately) only.

Non-specified equipment use may cause battery to leak, overheat, burst or ignite, and may cause Charger to overheat, ignite, malfunction, etc.



Compulsory

#### Do not disassemble, modify or solder handset or related hardware.

May cause fire, injury, electric shock or malfunction. Battery may leak, overheat, burst or ignite.

Modifying handsets is prohibited by the Radio Law and subject to a penalty.



Do Not Disassemble

#### Do not expose handset or related hardware to liquids.

Do not let liquid-exposed handset/related hardware remain wet after exposure to water, pet urine, etc.; do not charge wet battery. May cause overheating, electric shock, fire, injury or malfunction. Use handset and related hardware in an appropriate place properly.



Avoid Liquids Or Moisture

Do not charge battery in or expose handset or related hardware to extreme heat (e.g., near fire or sources of heat, in direct sunlight, inside vehicles, etc.).

May cause warping/malfunction; battery may leak, overheat, ignite or burst. Handset or related hardware may become hot to the touch, leading to burn injuries, etc.



Prohibited

Do not force battery/Charger into handset. Check the direction and retry.

Battery may leak, overheat, burst, ignite, etc.



Prohibited



Do not place handset, battery or Charger in/on ovens, microwave ovens, pressure cookers, induction stoves or other cooking appliances.

Battery may leak, overheat, burst or ignite. Handset/Charger may overheat, emit smoke, ignite, malfunction, etc.



Prohibited

Keep handset off and Charger disconnected near gas stations or places with fire/explosion risk.

Handset use near petrochemicals or other flammables may cause fire/explosion; power handset off before using Osaifu-Keitai® at gas stations (cancel IC Card Lock beforehand).



Compulsory

Do not apply strong shocks or impacts.

Do not drop/throw handset or related hardware. Battery may leak, overheat, burst or ignite, resulting in fire, electric shock, malfunction, etc.



Prohibited

If there is unusual sound/odor, smoke or any other abnormality:

Continued use may cause fire, electric shock, etc.; grasp plug to disconnect Charger, power handset off, then remove battery, being careful not to burn or injure yourself.



Compulsory

Keep liquids (water, pet urine, etc.) or conductive material (pencil lead, metallic strip, metal jewelry, etc.) away from charging terminals, External Device Port or Memory Card Slot.

May cause short circuit, resulting in fire, malfunction, etc.



Prohibited



## CAUTION

**Do not place handset or related hardware on unstable surfaces.**

Handset or related hardware may fall, resulting in injury, malfunction, etc.; be especially careful when Vibration is set or while charging.



Prohibited

**Keep handset and related hardware out of infants' reach.**

Infants may choke from swallowing handset or related hardware or be injured, etc.



Compulsory

**If your child is using handset/related hardware, explain all instructions and supervise usage.**

Misuse may cause injury, etc.



Compulsory

## Battery



## DANGER

**Read battery label to confirm battery type; use/dispose of battery accordingly.**

Symbol on Label	Battery Type
Li-ion00	Lithium-ion

**Do not dispose of battery in fire.**

Battery may leak, burst, ignite, etc.



Prohibited

**Do not damage battery (with a nail, hammer, foot, etc.) or subject it to strong impacts or shocks.**

Battery may leak, overheat, burst, ignite, etc.



Prohibited

**Keep wire or other metal objects away from battery terminals. Do not carry/store battery with conductive material (pencil lead, metallic strip, metal jewelry, etc.).**

Battery may leak, overheat, burst, ignite, etc.



Prohibited

**If battery fluid gets in eyes, do not rub; rinse with water and consult a doctor immediately.**

Eyes may be severely damaged.



Compulsory



## WARNING

**If battery fluid contacts skin or clothes, discontinue handset use and rinse with clean water immediately.**  
May cause skin damage.



Compulsory

**If battery does not charge properly, stop trying.**

Battery may leak, overheat, burst, ignite, etc.



Compulsory

**If there is abnormal odor, excessive heat, discoloration or distortion, remove battery, being careful not to burn or injure yourself. Avoid fire sources.**

Continued use may cause battery to leak, overheat, burst, ignite, etc.



Compulsory

**Keep battery away from pets.**

Pet bites may cause battery to leak, burst, overheat, ignite, etc.



Compulsory



## CAUTION

**Do not dispose of an exhausted battery with ordinary refuse.**

Tape over battery terminals before disposal. Take battery to a SoftBank Shop, or follow the local disposal regulations.



Prohibited



## Handset



## WARNING

**Do not use Mobile Light near people's faces.**

Eyesight may be temporarily affected leading to accidents.

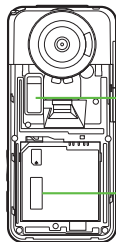
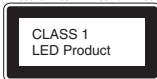


Prohibited

**CAUTION:**

Use of controls, adjustments or performance of procedure other than those specified herein may result in hazardous radiation exposure. As the emission level from Mobile Light LED used in this product is harmful to the eyes, do not attempt to disassemble the cabinet. Servicing is limited to qualified servicing station only.

EN60825-1:1994 A1:2002 &amp; A2:2001



Mobile Light

CAUTION-CLASS 2  
LED RADIATION WHEN  
OPEN DO NOT STARE  
INTO THE BEAM

**Mobile Light LED Properties**

- Emission Duration: Continuous
- Wavelength  
White: 400 - 700 nm
- Maximum Emission Output  
White: 1.4 mW (4.8 mW inside handset)

**Do not use handset while driving or cycling.**

Accidents may result. Phone use while driving or cycling is prohibited by law and subject to a penalty; park in a legal parking space beforehand.



Prohibited

**Power handset off near electronic devices that employ high precision control systems or weak signals.**

May cause electronic malfunctions, etc. Be especially careful near the following devices: Hearing aids, implanted pacemakers/defibrillators and other electronic medical equipment; fire alarms, automatic doors and other automatic control devices.



Compulsory

**Power handset off before boarding aircraft to avoid radio waves from interfering with aircraft operation.**

If mobile phone use is allowed on board, follow airline or cabin crew instructions regarding handset use.



Compulsory

**Users with a heart condition should adjust ringtone Vibration and Volume as needed.**

May cause heart damage.



Compulsory

**If thunder is heard while outdoors, power handset off; find cover.**

There is a risk of lightning strike or electric shock.



Compulsory

**Do not look into Infrared Port during infrared transmissions.**

Eyesight may be affected.



Prohibited

**Confirm there is ample space for Motion Control use; hold handset firmly and shake it gently.**

Handset may slip, resulting in injury or breakage.



Prohibited



## CAUTION

**Do not use handset when it may affect a vehicle's electronic equipment.**

Handset use inside vehicles may cause electronic equipment to malfunction, resulting in accidents.



Prohibited

**If you experience any skin irritation associated with handset use, discontinue handset use and consult a doctor.**

Metal and other materials (P.17-18) may cause skin irritation, rashes, or itchiness depending on your physical condition.



Compulsory

**Keep handset away from magnetic cards, etc.**

Data on bank cards, credit cards, telephone cards, floppy disks, etc. may be lost.



Prohibited

**Do not swing handset by strap.**

May harm self or others; strap may break, resulting in injury or handset malfunction/breakage.



Prohibited

## Safety Precautions

**Handset may become hot while in use, especially at high temperature.**  
Prolonged contact with skin may cause burn injuries.



Compulsory

**Always maintain some distance from Speaker while ringtones, music or other handset sounds play.**  
Excessive volume may damage ears or hearing.



Prohibited

**Keep fingers, straps, etc. outside when opening/closing handset.**  
May cause injury, breakage, etc.



Compulsory

**Watch TV from a distance in good light.**

Watching in poor light or too close may affect eyesight.



Compulsory

**Moderate handset volume when using Headphones.**

Excessive volume may damage ears or hearing.



Compulsory

## Charger (Sold Separately)



## WARNING

**Do not cover/wrap Charger while charging.**

Charger may overheat, resulting in fire, malfunction, etc.



Prohibited

**Use only the specified voltage.**

Non-specified voltages may cause fire, malfunction, etc.



Prohibited

- AC Charger (sold separately):  
AC 100V-240V Input
- In-Car Charger (sold separately; use in negative earth vehicles only):  
DC 12V/24V Input

Do not use power adapters. Using Charger with step-up/step-down transformer may cause fire, electric shock or malfunction.

**Leave Charger unplugged during periods of disuse; grasp plug to disconnect it.**

May cause electric shock, fire or malfunction.



Disconnect  
Power Source

**Use only the specified fuse for In-Car Charger (sold separately).**

Non-specified fuse may cause fire or malfunction. See In-Car Charger manual for details.



Compulsory

**If liquids (water, pet urine, etc.) seep inside Charger, grasp plug and disconnect it immediately.**

May cause electric shock, smoke or fire.



Disconnect  
Power Source

**If plug is dusty, grasp it and disconnect Charger, then clean with dry cloth.**

Fire may result.



Compulsory

**Do not use In-Car Charger (sold separately) in positive earth vehicles.**  
May cause fire, etc. Use in negative earth vehicles only.



Prohibited

**Plug Charger firmly into the outlet, keeping the plug and Charger/Desktop Holder charging terminals away from conductive material (pencil lead, metallic strip, metal jewelry, etc.).**

May cause electric shock, short circuit, fire, etc.



Compulsory

**Do not touch Charger plug with wet hands.**

May cause electric shock, malfunction, etc.



Do Not Use  
Wet Hands

**Do not touch Charger if thunder is heard.**

May cause electric shock, etc.



Prohibited

## CAUTION

**Grasp plug and disconnect Charger before cleaning.**

May cause electric shock, etc.



Disconnect  
Power Source

**Always grasp plug (not cord) to disconnect Charger.**

Pulling the plug by cord may damage cord, causing electric shock, fire, etc.



Compulsory

**Do not subject AC Charger (sold separately) to strong shocks or impacts while it is plugged into the outlet.**

May cause malfunction or injury.



Prohibited

**Do not touch charging terminals of Desktop Holder (sold separately) while it is connected to the outlet.**

May cause burn injuries.



Prohibited

## Handset Use & Electronic Medical Equipment

This section is based on "Guidelines on the Use of Radio Communications Equipment such as Cellular Telephones and Safeguards for Electronic Medical Equipment"

(Electromagnetic Compatibility Conference, April 1997) and "Report of Investigation of the Effects of Radio Waves on Medical Equipment, etc." (Association of Radio Industries and Businesses, March 2001).

## WARNING

**Persons with implanted pacemaker/defibrillator should keep handset more than 22 cm away.**

Radio waves may interfere with implanted pacemakers or defibrillators.



Compulsory

**If you intend to use electronic medical equipment other than implanted pacemaker/defibrillator outside medical facilities, consult the vendor on radio wave effects.**

Radio waves may interfere with electronic medical equipment.



Compulsory

Observe these rules inside medical facilities to avoid effects of radio waves on electronic medical equipment:

- Do not enter an operating room or an Intensive or Coronary Care Unit while carrying a handset.
- Keep handset off in hospitals.
- Even in lobbies or other places where handset use is permitted, keep handset off near electronic medical equipment.
- Obey medical facility rules on mobile phone use.



Compulsory

**Power handset off in crowds or trains where persons with implanted pacemaker/defibrillator may be near.**

Radio waves may interfere with implanted pacemakers or defibrillators causing such devices to malfunction.



Compulsory

## General Notes

### General Use

- SoftBank Mobile is not liable for any damages resulting from accidental loss/alteration of files saved on handset/Memory Card. Keep separate copies of Phone Book entries, etc.
- Handset transmissions/TV signal reception may be disrupted inside buildings, tunnels or underground, or when moving into/out of such places.
- Use handset without disturbing others.
- Handsets are radios as stipulated by the Radio Law. Under the Radio Law, handsets must be submitted for inspection upon request.
- Handset use near landlines, TVs or radios may cause interference.
- For proper use of Memory Card (sold separately), read the manual beforehand.
- **Beware of eavesdropping.**  
Because this service is completely digital, the possibility of signal interception is greatly reduced. However, some transmissions may be overheard.
- **Eavesdropping**  
Deliberate/accidental interception of communications constitutes eavesdropping.
- An export license may be required to carry the handset into other countries if it is to be used by or transferred to another person. However, no such license is required when you take the handset abroad for personal use on a vacation or business trip and then bring it back. Export control regulations in the United States provide that an export license granted by the US government is required to carry the handset into Cuba, Iran, North Korea, Sudan or Syria.

### Handset & Hardware Care

- Handset is not waterproofed. Avoid exposure to liquids and high humidity.
  - Keep handset away from precipitation.
  - Cold air from air conditioning, etc. may condense causing corrosion.
  - Avoid dropping handset in damp places (restroom, bath/shower room, etc.).
  - On the beach, keep handset away from water and direct sunlight.
  - Perspiration may seep inside handset causing malfunction.
- If handset is left with no battery or an exhausted one, data may be altered/lost. SoftBank Mobile is not liable for any resulting damages.
- Use handset within 5°C - 35°C (35% - 85% humidity).
- Avoid extreme temperatures or direct sunlight.
- Malfunction resulting from misuse is not covered by the warranty.
- Exposing lens to direct sunlight may damage color filter and affect image color.
- Battery may not charge properly if ports/terminals are obstructed by dust, etc. Clean with dry cloth, cotton swab, etc.
- Clean handset with soft dry cloth. Using alcohol, thinner, etc. may damage it.
- Avoid scratching Display.
- Avoid heavy objects or excessive pressure. May cause malfunction or injury.
  - Do not sit on handset in back pants pocket.
  - Do not place heavy objects on handset inside handbags, packs, etc.

- Connect only specified products to External Device Port. Other devices may malfunction or cause damage.
- Always power handset off before removing battery. If battery is removed while saving data or sending mail, data may be lost, changed or destroyed.
- Do not remove Memory Card or power handset off while using the card; may result in data loss or malfunction.
- When walking outside, moderate handset volume to avoid accidents.
- Do not use Desktop Holder (sold separately) inside vehicles. Vibration may damage handset, etc.

### Bluetooth® Function

SoftBank Mobile is not liable for any damages resulting from data/information leakage due to use of handset Bluetooth® function.

#### ■ Precautions

The frequency band utilized by handset Bluetooth® function is shared with industrial, scientific or medical equipment, including household microwave ovens, etc., and used by radio stations, amateur radio stations, etc. (hereafter "other radio stations").

- 1 Before using Bluetooth®, visually confirm that no other radio stations sharing the same frequency band are in use nearby.
- 2 Should interference occur between handset and other radio stations, move or cancel Bluetooth® function immediately.

3 For additional information and support, contact us at the following number.

#### SoftBank Mobile Customer Center, General Information

From a SoftBank handset, call toll free at 157 for General Information.

From landlines, see **P.17-42** "Customer Service."

#### • Frequency Band

This radio station utilizes 2.4 GHz band with FHSS modulation. Maximum transmission radius is 10 meters (32 feet). It is not possible for the radio station to avoid using the frequency band of the mobile unit identification apparatus.

2.4FH1

### Wi-Fi (Wireless LAN)

Wireless LAN (hereafter "Wi-Fi") uses radio waves to enable communication between compatible devices, thus allowing connection to a local area network from anywhere within the range.

However, there is a risk of data interception unless security is established. It is advisable for the user to configure security settings on their own responsibility before using Wi-Fi.

- Do not use Wi-Fi near electrical appliances, audiovisual equipment or office automation equipment; may affect Wi-Fi transmission speed, availability, clarity, etc. (There is a possibility of interference especially when a microwave oven is in use.)
- The target access point may not be detected correctly if there are multiple access points nearby.

### ■ Precautions

The frequency band utilized by handset Wi-Fi is shared with industrial, scientific or medical equipment, including household microwave ovens, etc., and used by radio stations, amateur radio stations, etc. (hereafter "other radio stations").

- 1 Before using Wi-Fi, visually confirm that no other radio stations sharing the same frequency band are in use nearby.
- 2 Should interference occur between handset and other radio stations, move or disable Wi-Fi immediately.
- 3 For additional information and support, contact us at the following number.

#### SoftBank Mobile Customer Center, General Information

From a SoftBank handset, call toll free at 157 for General Information.

From landlines, see **P.17-42** "Customer Service."

#### • Frequency Band

This radio station utilizes 2.4 GHz band with DSSS-OFDM modulation. Maximum transmission radius is 40 meters (131 feet).

2.4DS4/OF4

### ■ Simultaneous Use with Bluetooth®

Both Wi-Fi (IEEE 802.11b/g) and Bluetooth® use the 2.4 GHz band. Therefore, Wi-Fi transmission speed, availability and clarity may be affected when Bluetooth® device is used near handset or when handset Bluetooth® is active. Should interference occur, discontinue use of the Bluetooth® device or cancel handset Bluetooth®.

- This handset supports Wi-Fi channels 1 - 13. Handset will not connect to access points set to other channels.
- Available channels vary by country.
- For use of Wi-Fi aboard aircraft, check with airline beforehand.
- In some countries/regions, such as France, there are restrictions on the use of Wi-Fi. If you intend to use Wi-Fi on the handset abroad, check the local laws and regulations beforehand.

### Function Usage Limits

These functions are disabled after handset upgrade/replacement or service cancellation: Camera; Media Player; S! Applications; TV. After a period of disuse, these functions may be unusable; retrieve Network Information (**P.16-7**) to restore usability.

### Mobile Camera

- Mind your manners when using handset camera.
- Test the camera before capturing/recording special moments.
- Do not use handset camera in places where photography or videography is prohibited.

### Electromagnetic Waves

For body-worn operation, this phone has been tested and meets RF exposure guidelines when used with accessories containing no metal, that position handset a minimum of 15 mm from the body. Use of other accessories may not ensure compliance with RF exposure guidelines.

### CE Declaration of Conformity

**CE 0168**

In some countries/regions, such as France, there are restrictions on the use of Wi-Fi. If you intend to use Wi-Fi on the handset abroad, check the local laws and regulations beforehand.

Hereby, Sharp Telecommunications of Europe Ltd, declares that 940SH is in compliance with the essential requirements and other relevant provisions of Directive 1999/5/EC. A copy of the original declaration of conformity for each model can be found at the following Internet address: <http://www.sharp.co.jp/k-tai>

### Battery - CAUTION

#### Use specified battery or Charger only.

Non-specified equipment use may cause malfunctions, electric shock or fire due to battery leakage, overheating or bursting.

Do not dispose of an exhausted battery with ordinary refuse; always tape over battery terminals before disposal. Take battery to a SoftBank Shop, or follow the local disposal regulations.

Charge battery in ambient temperatures between 5°C and 35°C; outside this range, battery may leak/overheat and performance may deteriorate.

### European RF Exposure Information

Your mobile device is a radio transmitter and receiver. It is designed not to exceed the limits for exposure to radio waves recommended by international guidelines. These guidelines were developed by the independent scientific organization ICNIRP and include safety margins designed to assure the protection of all persons, regardless of age and health.

The guidelines use a unit of measurement known as the Specific Absorption Rate, or SAR. The SAR limit for mobile devices is 2 W/kg.

As mobile devices offer a range of functions, they can be used in other positions, such as on the body as described in this user guide\*.

Highest SAR value:

Model	At the Ear**	On the Body
940SH	0.481 W/kg	0.446 W/kg

As SAR is measured utilizing the device's highest transmitting power the actual SAR of this device while operating is typically below that indicated above. This is due to automatic changes to the power level of the device to ensure it only uses the minimum level required to reach the Network. The World Health Organization has stated that present scientific information does not indicate the need for any special precautions for the use of mobile devices. They note that if you want to reduce your exposure then you can do so by limiting the length of calls or using a handsfree device to keep the mobile phone away from the head and body.

\*Please see Electromagnetic Waves on the left for important notes regarding body-worn operation.

\*\*Measured in accordance with international guidelines for testing.

## FCC Notice

- This device complies with part 15 of the FCC Rules. Operation is subject to the following two conditions:  
(1) This device may not cause harmful interference, and (2) this device must accept any interference received, including interference that may cause undesired operation.
- Changes or modifications not expressly approved by the manufacturer responsible for compliance could void the user's authority to operate the equipment.

## FCC Information to User

This equipment has been tested and found to comply with the limits of a Class B digital device, pursuant to Part 15 of the FCC Rules. These limits are designed to provide reasonable protection against harmful interference in a residential installation. This equipment generates, uses and can radiate radio frequency energy and, if not installed and used in accordance with the instructions, may cause harmful interference to radio communications.

However, there is no guarantee that interference will not occur in a particular installation; if this equipment does cause harmful interference to radio or television reception, which can be determined by turning the equipment off and on, the user is encouraged to try to correct the interference by one or more of the following measures:

1. Reorient/relocate the receiving antenna.
2. Increase the separation between the equipment and receiver.

3. Connect the equipment into an outlet on a circuit different from that to which the receiver is connected.
4. Consult the dealer or an experienced radio/TV technician for help.

## FCC RF Exposure Information

Your handset is a radio transmitter and receiver. It is designed and manufactured not to exceed the emission limits for exposure to radio frequency (RF) energy set by the Federal Communications Commission of the U.S. Government. The guidelines are based on standards that were developed by independent scientific organizations through periodic and thorough evaluation of scientific studies. The standards include a substantial safety margin designed to assure the safety of all persons, regardless of age and health. The exposure standard for wireless handsets employs a unit of measurement known as the Specific Absorption Rate, or SAR. The SAR limit set by the FCC is 1.6 W/kg. Highest SAR value:

Model	FCC ID	At the Ear	On the Body
940SH	APYHRO00108	0.305 W/kg	0.382 W/kg

This device was tested for typical body-worn operations with the back of the handset kept 1.5 cm from the body. To maintain compliance with FCC RF exposure requirements, use accessories that maintain a 1.5 cm separation distance between the user's body and the back of the handset. The use of beltclips, holsters and similar accessories should not contain metallic components in its assembly.

The use of accessories that do not satisfy these requirements may not comply with FCC RF exposure requirements, and should be avoided. The FCC has granted an Equipment Authorization for this model handset with all reported SAR levels evaluated as in compliance with the FCC RF emission guidelines. SAR information on this model handset is on file with the FCC and can be found at <http://www.fcc.gov/oet/fccid> under the Display Grant section after searching on the corresponding FCC ID (see table on the left). Additional information on Specific Absorption Rates (SAR) can be found on the Cellular Telecommunications & Internet Association (CTIA) Website at <http://www.phonefacts.net>.

## Rights, Trademarks & Patents

### Portrait Rights

Portrait rights protect individuals' right to refuse to be photographed or to refuse unauthorized publication/use of their photographs. Portrait rights consist of the right to privacy, which is applicable to all persons, and the right to publicity, which protects the interests of celebrities. Therefore, photographing others including celebrities and publicizing/distributing their photographs without permission is illegal; use handset camera responsibly.

### Copyrights

Copyright laws protect sounds, images, computer programs, databases, other materials and copyright holders. Duplicated material is limited to private use only. Use of materials beyond this limit or without permission of copyright holders may constitute copyright infringement, and be subject to criminal punishment. Comply with copyright laws when using images captured with handset camera.

The software contained in handset is copyrighted material; copyright, moral right and other related rights are protected by copyright laws. Do not copy, modify, alter, disassemble, decompile or reverse-engineer the software; do not separate it from hardware in whole or part.

Video recording and playback are based on **MPEG-4**. This product is licensed under the MPEG-4 Visual Patent Portfolio License for the personal and non-commercial use of a consumer to (i) encode video in compliance with the MPEG-4 Video Standard ("MPEG-4 Video") and/or (ii) decode MPEG-4 Video that was encoded by a consumer engaged in a personal and noncommercial activity and/or was obtained from a licensed video provider. No license is granted or implied for any other use. Additional information may be obtained from MPEG LA.

See <http://www.mpegla.com>.

This product is licensed under the MPEG-4 Systems Patent Portfolio License for encoding in compliance with the MPEG-4 Systems Standard, except that an additional license and payment of royalties are necessary for encoding in connection with (i) data stored or replicated in physical media which is paid for on a title by title basis and/or (ii) data which is paid for on a title by title basis and is transmitted to an end user for permanent storage and/or use. Such additional license may be obtained from MPEG LA, LLC.

See <http://www.mpegla.com> for additional details.



Handset employs **RSA® BSAFE™** software developed by RSA Security Inc.

RSA is a registered trademark of RSA Security Inc. BSAFE is a registered trademark of RSA Security Inc. in the United States and/or other countries.

This product is equipped with **JBlend™** designed to accelerate the performance of **Java™** Application.

Powered by **JBlend™**.

Copyright 1997-2009

Aplix Corporation.

All rights reserved.

JBlend and JBlend-related brands are trademarks or registered trademarks of Aplix Corporation in Japan and other countries.

Java and Java-related brands are trademarks or registered trademarks of Sun Microsystems, Inc. in the United States and other countries.



microSDHC™, microSD™ and miniSD™ are trademarks of the SD Card Association.

### NetFront®

This product employs NetFront Browser (Internet browser) and NetFront SMIL Player developed by ACCESS Co., Ltd.

Copyright© 2009 ACCESS Co., Ltd.

ACCESS and NetFront are trademarks or registered trademarks of ACCESS Co., Ltd. in Japan or other countries.

This product includes a module developed by Independent JPEG Group.

IrSimple™, IrSS™ and IrSimpleShot™ are trademarks of the Infrared Data Association®.



Bluetooth is a registered trademark of the Bluetooth SIG, Inc.



The Bluetooth word mark and logos are owned by the Bluetooth SIG, Inc. and any use of such marks by SHARP is under license.

940SH wireless LAN is based on the IEEE 802.11 standard and is "Wi-Fi CERTIFIED™" by the Wi-Fi Alliance®; interoperability with other devices with the Wi-Fi logo is guaranteed.

940SH is compatible with IEEE 802.11b and IEEE 802.11g standards.



940SH employs Wi-Fi Protected Setup™ (WPS) which simplifies the wireless LAN security setup (SSID, authentication method, security key, etc.) by using the PBC method or PIN method.



Wi-Fi®, Wi-Fi Alliance®, WPA®, WPA2® and the Wi-Fi CERTIFIED logo are registered trademarks of the Wi-Fi Alliance. Wi-Fi CERTIFIED™ and Wi-Fi Protected Setup™ are trademarks of the Wi-Fi Alliance.

Microsoft, PowerPoint and Excel are registered trademarks of Microsoft Corporation in the United States and/or other countries.

Powered by MascotCapsule®.  
Powered by MascotCapsule®/3DView package™.  
MascotCapsule is a registered trademark of HI Corporation.  
©2002-2009 HI Corporation. All rights reserved.

FeliCa is a contactless IC card technology developed by Sony Corporation.

FeliCa is a registered trademark of Sony Corporation.  
FeliCa is a registered trademark of FeliCa Networks, Inc.

OsaiFu-Keitai is a registered trademark of NTT DOCOMO, INC.

QR Code is a registered trademark of DENSO WAVE INCORPORATED.



This product contains Adobe® Flash® Lite™ player software under license from Adobe Systems Incorporated.

Adobe Flash Lite Copyright © 2003-2007 Adobe Systems Incorporated. All rights reserved. Adobe, Flash and Flash Lite are either registered trademarks or trademarks of Adobe Systems Incorporated in the United States and other countries.

WakeUp TV, VeilView, Smartlink, Simulated Call, AQUOS, AQUOS SHOT, Chase focus, Spinguru Menu, Pretty Arrange Camera and Animation View are trademarks or registered trademarks of SHARP Corporation.



Document Viewer is enabled by Picstel Technologies. Picstel, Picstel Powered, Picstel Viewer, Picstel File Viewer, Picstel Document Viewer, Picstel PDF Viewer and the Picstel cube logo are trademarks or registered trademarks of Picstel Technologies Ltd.

Chaku-Uta and Chaku-Uta Full are registered trademarks of Sony Music Entertainment (Japan) Inc.

BookSurfing® is a registered trademark of CELSYS Inc., Voyager Japan, Inc. and INFOCITY Inc.

Genius English-Japanese Dictionary ©2005-2008 Taishukan  
Genius Japanese-English Dictionary ©2005-2008 Taishukan  
Meikyo Japanese Dictionary ©2005-2008 Taishukan

- Genius English-Japanese Dictionary MX.net ©KONISHI Tomoshichi, MINAMIDE Kosei & Taishukan, 2009
- Genius Japanese-English Dictionary MX.net ©KONISHI Tomoshichi, MINAMIDE Kosei & Taishukan, 2009
- Meikyo Japanese Dictionary MX.net ©KITAHARA Yasuo & Taishukan, 2009
- Imidas Encyclopedia ©SHUEISHA Inc.
- Complete Japanese Encyclopedia (Encyclopedia Nipponica 2001) including "Nipponica Plus," Digital Dai-ji-sen Japanese Dictionary, Shogakukan Progressive English-Japanese Dictionary, Shogakukan Progressive Japanese-English Dictionary ©Shogakukan Inc.
- Amazon.co.jp is a trademark of Amazon.com, Inc. or its affiliates.
- Hot Pepper FooMoo is a registered trademark of Recruit Co., Ltd.
- Family Medical Encyclopedia ©Houken 2004
- Guide to Prescription Drugs ©Shigeru Kimura/Iyakuseidokenkyukai 2008
- Yahoo! Answers ©Yahoo Japan



EUPHONY™ (a comprehensive sound enhancement system utilizing a virtual sound source processing technology) is a trademark of DiMAGIC Co., Ltd.



Dynamic Range Adjustment is based on iridix technology by Apical Limited.

Kanji Grabber™ is a trademark of Information System Products Co., Ltd.

PhotoSolid®, FaceSolid®, MovieSolid®, FrameSolid®, PhotoScouter®, TrackSolid®, StrobePhoto® and Morpho Effect Library™ are registered trademarks or trademarks of Morpho, Inc.

Handset employs Face Sensing Engine (FSE) developed by Oki Electric Industry Co., Ltd.



FSE and the FSE logo are trademarks of Oki Electric Industry Co., Ltd.

AOSS™ is a trademark of BUFFALO Inc.

Chara Time and MOBILE KAKARICHO are registered trademarks of Primeworks.

SOFTBANK, SoftBank and the SoftBank logo are trademarks or registered trademarks of SOFTBANK CORP. in Japan and other countries.

Yahoo! and the Yahoo! and Y! logos are trademarks or registered trademarks of Yahoo! Inc.

CP8 PATENT

S! Application, S! GPS Navi, Mobile Widget, S! Quick News, S! Information Channel, S! Friend's Status, S! Circle Talk, Near Chat, S! Addressbook Back-up, Weather Indicator, Double Number, Customized Screen, Video Call, Lifestyle-Appli, Input Memory, Decoration Call, PC Mail, PC Site Browser, Multi Job, Graphic Mail, S! Mail, Feeling Mail, Ichi Navi, Sky Mail, Sha-mail, Movie Sha-mail and Secure Remote Lock are trademarks or registered trademarks of SOFTBANK MOBILE Corp.

Other company and product names mentioned herein are trademarks or registered trademarks of their respective owners.

## Specific Absorption Rate (SAR)

### 940SH meets the government's requirements for exposure to radio waves.

These requirements are based on scientific basis to assure that radio waves emitted from mobile phones and other handheld wireless devices do not affect human health. They require that the Specific Absorption Rate (SAR), which is the unit of measurement for the amount of radiofrequency absorbed by the body, shall not exceed 2 W/kg\*. This limit includes a substantial safety margin designed to assure the safety of all persons, regardless of age or health, and meets the international standard set by International Commission on Non-Ionizing Radiation Protection (ICNIRP) in cooperation with World Health Organization (WHO).

All mobile phones, prior to product launch, must be certified as compliant with government requirements as stipulated by the Radio Law. 940SH has been granted Technical Regulations Conformity Certification by TELECOM ENGINEERING CENTER. Its highest SAR value is 0.501 W/kg. This value was obtained by TELECOM ENGINEERING CENTER as part of the certification process. SAR tests were conducted with handset transmitting at its highest certified power level in accordance with testing methods set by the government. While there may be differences between the SAR levels for various handsets, they all meet the governmental requirements for safe exposure. The actual SAR level of the handset while operating can be well below the highest value. This is because the handset is designed to operate at multiple power levels so as to use only the power required to reach the Network.

Additional information on SAR can be obtained on the following Websites.

Ministry of Internal Affairs and Communications  
<http://www.tele.soumu.go.jp/e/sys/ele/index.htm>  
Association of Radio Industries and Businesses (ARIB)  
<http://www.arib-emf.org/> (Japanese)

\*Requirements are stipulated in Radio Law (Ordinance Regulating Radio Equipment, Article 14-2).